

TRITON

LITHIUM PEDESTRIAN STACKER



Lifting Height: 3000-3500 mm / Load Capacity: 1500 kg



**Variable Speed
Control**



Intelligent & Efficient



Rugged & Durable




Easy & Comfortable

Variable Speed Control on Lifting & Lowering

Comfortable and efficient thanks to the patented intelligent handle and control system, ideal for replacing manual & semi-electric stackers, for light use in narrow warehouse environments with efficient and easy pallet stacking.

The proportional lowering brings high efficiency for exact pallet placement and more precise control when compared to the normal fixed speed of lifting & lowering.

Variable speed control by proportional control knob, keeps lifting and lowering smooth, stable, safe and energy saving.



Precise Control

■ Proportional lifting & lowering

The variable speed control ensures the stacker goes up and down smoothly, minimizing the mechanical shock and vibration, ensuring fragile loads are gently placed on racking or the floor, and reducing the impact of noise and vibration on operators.

■ Lowering buffering

Automatic lowering speed descent with soft buffering when the fork height is lowered to around 10cm from the ground, effectively protects the safety of the cargo, low noise and small vibration.

■ High efficiency

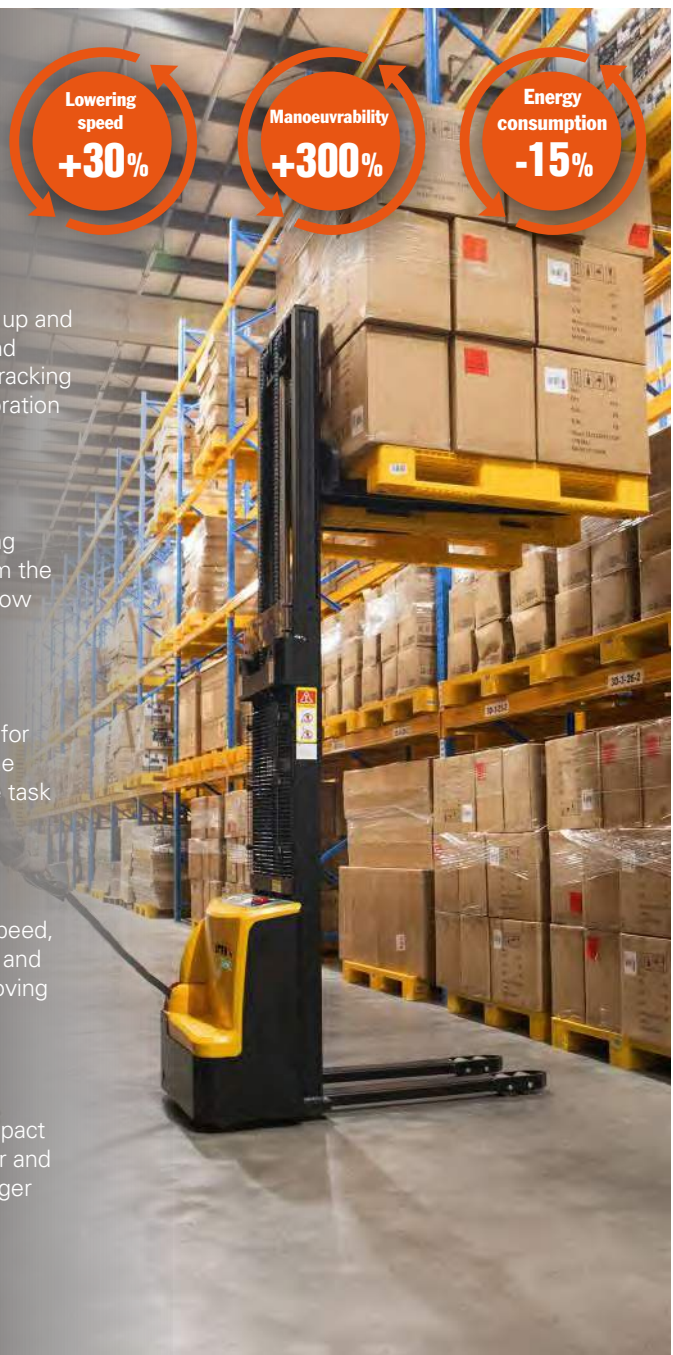
The variable speed control brings accurate response for adjusting the lifting & lowering speed according to the actual situation, the operator can easily complete the task and improve the working efficiency.

■ Energy saving

Compared to the traditional fixed lifting & lowering speed, variable speed can be adjusted according to the load and height by operator, reducing energy waste and improving energy utilization rate.

■ Longer service life

Variable speed control can reduce the mechanical impact and friction during lifting & lowering, reduce the wear and tear on the chassis, mast, bearings, and enable a longer service life.

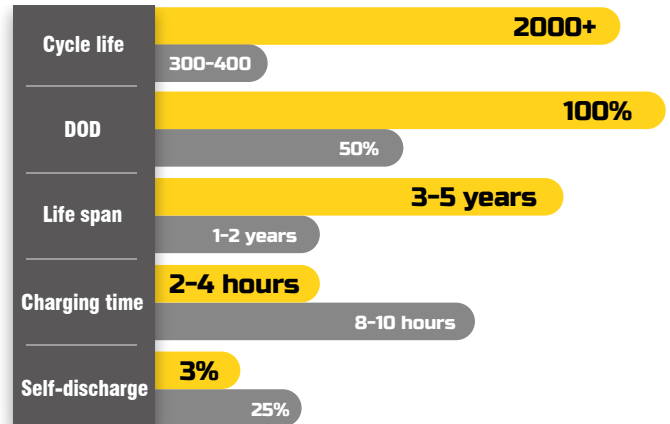


Easy & Comfortable

Lithium Battery vs. Lead-Acid Battery



VS.



- **Longer cycle life**

Lithium batteries typically have a cycle life of over 2000 cycles, whereas lead-acid batteries usually last around 300-400 cycles, lowering replacement and maintenance costs.

- **Faster charging**

Lithium batteries support rapid charging, allowing them to be fully charged in a shorter period, reducing downtime and increasing efficiency.

- **Low self-discharge rate**

Lithium batteries have a low self-discharge rate, resulting in minimal energy loss when not in use, making storage more convenient.

- **Wider Operating Temperature Range**

Lithium batteries perform better across a wider range of temperatures, providing greater adaptability.

- **No Memory Effect**

Lithium batteries can be charged at any state of charge, which reduces concerns about deep discharge.



- **Effortless, easy to operate**

Low-mounted longer tiller reduces steering force required.

- **The steering angle is designed to be above 180 degrees**

Small turning radius.

- **Easy to recharge**

Built-in charger and an external charging cable storage box for convenient charging.

- **Low mast static height**

Easy to operate in containers and elevators with less than 3.3m lifting height.

- **Reasonable design of the balancing wheel eccentric distance**

Flexible direction commutation.

- **Excellent maneuverability**

Precise and maneuverable operating, high safety and efficiency.

Intelligent & Efficient

Patented multifunctional intelligent tiller handle is unique design for quick fault diagnosis, enabling an easier service, shorter service time and lowered labor costs.



Multifunctional intelligent tiller handle



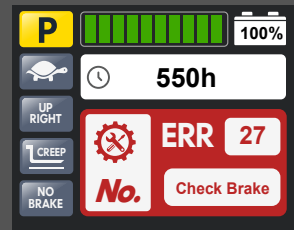
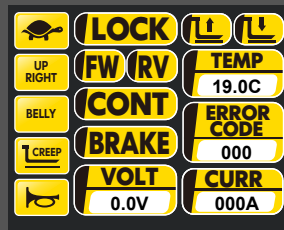
Easy Maintenance

Serial communication technology

Single wiring harness communication from tiller handle to controller system. Simple, Durable and Stable.



- ✓ Low after-sales service cost
- ✓ Quick & easy fault diagnosis
- ✓ Everyone can be an expert



Operation status & fault diagnosis are integrated onto the tiller handle display for easy troubleshooting.

Operator Preferred

Turtle Speed — 01



Enable operator to choose different speed modes based on their experience and the specific work environment.

Up-Right Drive — 02



Easily maneuvered with the handle in the vertical position by pressing the turtle-speed button.

Engineering Mode (Brake Release) — 03



When truck is down, release the brake to move the unit manually.

Rugged & Durable

Due to a high-strength frame and mast design and solid materials used, the deformation of the frame, mast, and forks is small.



Longer service life

Mast: Standard C+H channel steel
Frame: Steel plate thickness of 5mm
Frame bottom plate: 30mm integrated steel plate.



Double-chain design

Compared with single-chain design, it has higher strength, safer and more stable.

Small deformation of forks and masts, stable and durable

More stable when lifting & lowering with loads.

Full coverage protection on mast

Standard equipped with cylinder explosion-proof valve

It can prevent accidents such as uncontrolled descent caused by unexpected rupture of oil pipes, ensuring stable descent of the load and personal safety, and preventing damage to equipment.



High-strength forks

The forks are formed in one piece with a thickness of 8mm steel. High strength and small deformation even under heavy loads.

The battery is fixed at the bottom of the frame

Improved stability.

Battery low voltage protection

Effectively avoid battery over-discharge, ensuring a longer battery life.

Safe operation

Emergency reverse switch

In case of an emergency, it protects the operator and the surrounding personnel from harm.

Safety travel speed limit

When the fork is lifted to above 500mm, the driving speed automatically reduces to 2km/h to ensure the safety of operating at a high position in case of any misoperation.



Built-in charger

Hidden charging plug, high safety, the whole vehicle is powered off during charging, reducing safety hazards.


High lateral and longitudinal stability

Wider wheelbase and longer axle distance.

Adjustable balance wheel

Improved stability and maneuverability, suitable for different working scenarios.

The low ground clearance of 30 mm helps to reduce the risk of foot injuries



Optional Configuration

- **Intelligent control**

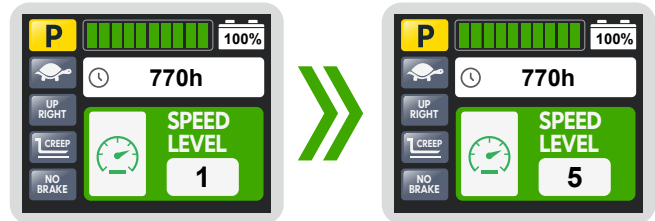
Unique in the market and very suitable for sorting operations on trucks.
With a dedicated remote control device, the operator can control the forks to lift to the appropriate working height and carry out sorting operations, thus avoiding the need to use the handle buttons and bend over to pick up goods, improving operational efficiency and comfort.



- **Lifting button**
- **Lowering button**
- **Max speed setting button**
- **Horn button**



With the remote control device, you can easily set the speed suitable for the work, from level 1 speed to level 5 speed.
Such speed transitions allow you to move the truck with controlled operation at ease.



Easy, Safe and Efficient

Feature

- Proportional speed control for lifting and lowering, fast or slow, as you wish; Easy, safe and efficient
- High efficiency, fast lifting and lowering speeds
- Compact size in narrow warehouse environments with efficient and easy pallet stacking
- Intelligent and efficient
- Sturdy, robust, and durable

Option

- 24V/100Ah Lithium Battery
- 24V/30A chargers
- Intelligent Control



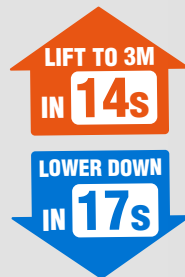
- Lifting button
- Lowering button
- Max speed setting button
- Horn button

ES15H-Li-3M



Capacity:
1500kg
Lift Height:
3000mm
Fork size:
560 x 1150mm
Battery:
24V 60Ah
Charger:
15A charger

Work **Faster**
Less time waiting
for Lift & Lower



ES15H-Li-3.5M



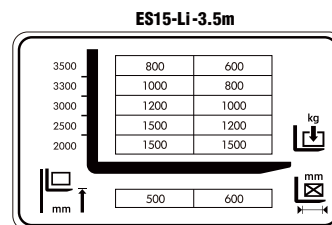
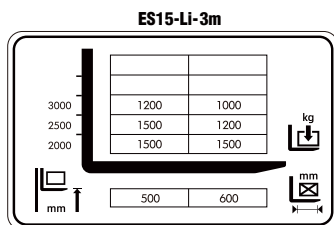
Capacity:
1500kg
Lift Height:
3500mm
Fork size:
560 x 1150mm
Battery:
24V 60Ah
Charger:
15A charger

Specifications

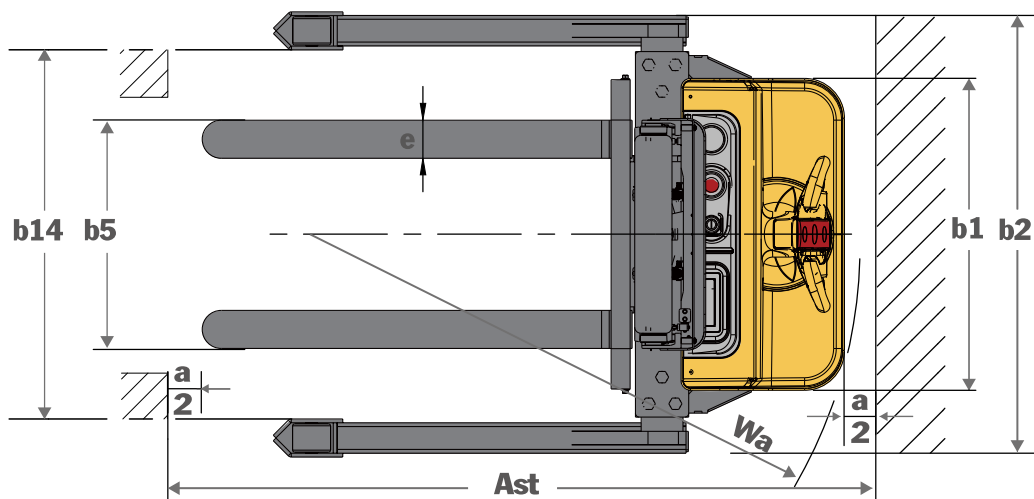
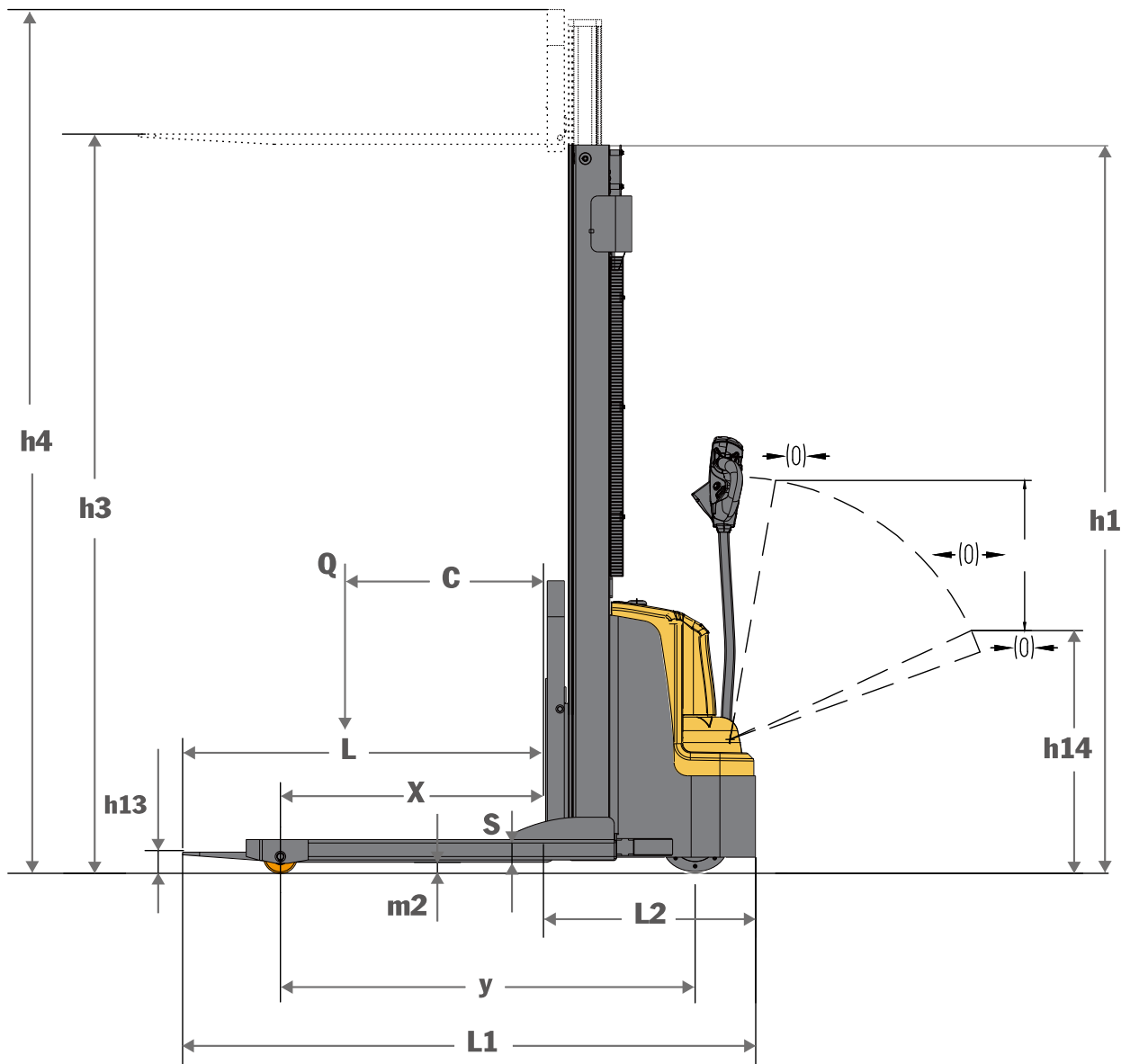
MODEL			ES15-Li-3M	ES15-Li-3.5M
DISTINGUISHING MARKS				
1.3	Drive		Battery	Battery
1.4	Operator type		Pedestrian	Pedestrian
1.5	Load capacity/rated load	Q kg	1500	1500
1.6	Load centre distance	c mm	600	600
1.8	Load distance, centre of drive axle to fork	x mm	800	800
1.9	Wheelbase	y mm	1210	1210
WEIGHT				
2.1	Service weight (without battery)	kg	556	575
2.2	Service weight	kg	570	589
2.3	Axle loading, laden front/rear	kg	618/1441	618/1441
2.4	Axle loading, unladen front/rear	kg	419/140	419/140
TYRES/ CHASSIS				
3.1	Wheels		Polyurethane	Polyurethane
3.2	Wheel size, front	Ø x width mm	Ø210x70	Ø210x70
3.3	Wheel size, rear	Ø x width mm	Ø80X70	Ø80X70
3.4	Additional wheels (dimensions)	Ø x width mm	Ø115X55	Ø115X55
3.5	Wheels, number front/rear (x = driven wheels)		1x + 1 / 4	1x + 1 / 4
3.6	Tread, front	b10 mm	550	550
3.7	Tread, rear(560 fork width)	b11 mm	390	390
DIMENSIONS				
4.2	Lowered mast height	h1 mm	1980	2230
4.3	Free lift height	h2 mm	/	/
4.4	Lifting height	h3 mm	3000	3500
4.5	Extended mast height	h4 mm	3435	3935
4.9	Height of tiller in driving position, min./max.	h14 mm	910/1270	910/1270
4.15	Height, lowered	h13 mm	90±2	90±2
4.19	Overall length(1150/1220 fork length)	l1 mm	1730/1780	1730/1780
4.20	Length to face of forks	l2 mm	560	560
4.21	Overall width	b1 mm	820	820
4.22	Fork dimensions	s/e/l mm	70X160X1150	70X160X1150
4.25	Width over forks	b5 b5(mm)	560	560
4.32	Ground clearance, centre of wheelbase	m2 m2(mm)	30	30
4.34.1	Aisle width for pallets 1000 × 1200 crossways	Ast Ast(mm)	2268	2268
4.34.2	Aisle width for pallets 800 × 1200 lengthways	Ast Ast(mm)	2194	2194
4.35	Turning radius	Wa Wa(mm)	1425	1425
PERFORMANCE DATA				
5.1	Travel speed, with/without load	km/h	4/4.5	4/4.5
5.2	Lift speed, without load	mm/s	0-130	0-130
	Lift speed, with load	mm/s	0-87	0-87
5.3	Lowering speed, without load	mm/s	22.5-167	22.5-167
	Lowering speed, with load	mm/s	27.8-137	27.8-137
5.8	Max. gradeability, with/without load	%	5/10	5/10
5.10	Service brake		Electromagnetic	Electromagnetic
ELECTRIC-ENGINE				
6.1	Drive motor rating S2 60 min	kW	0.75	0.75
6.2	Lift motor rating at S3 15%	kW	2.2	2.2
6.4	Battery voltage/nominal capacity (K5)	V/Ah	24V/60Ah Li-battery	24V/60Ah Li-battery
6.5	Battery weight +/- 5%	kg	14	14
6.6	Energy consumption according to EN 16796	kWh	0.4	0.4
ADDITION DATA				
8.1	Type of drive control		DC seed control	DC seed control
8.4	Sound level at the driver's ear according to EN 12053	dB(A)	<75	<75

Note: 1kgs=2.2lbs, 25.4mm=1inch

LOAD CHART



Dimensions



| **MAKE**
YOUR JOB
EASIER!

TRITON

Building 33 Second Avenue,
Pensnett Trading Estate, Kingswinford,
West Midlands, DY6 7UG

Tel: 01384 841440
sales@midlandpallettrucks.com